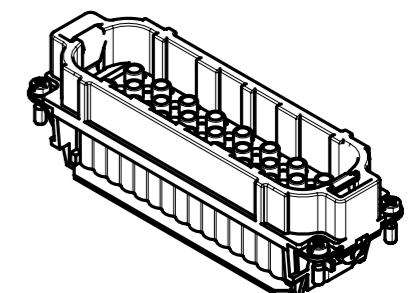
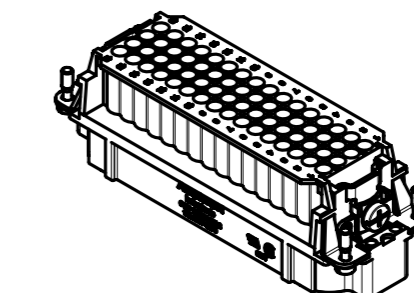
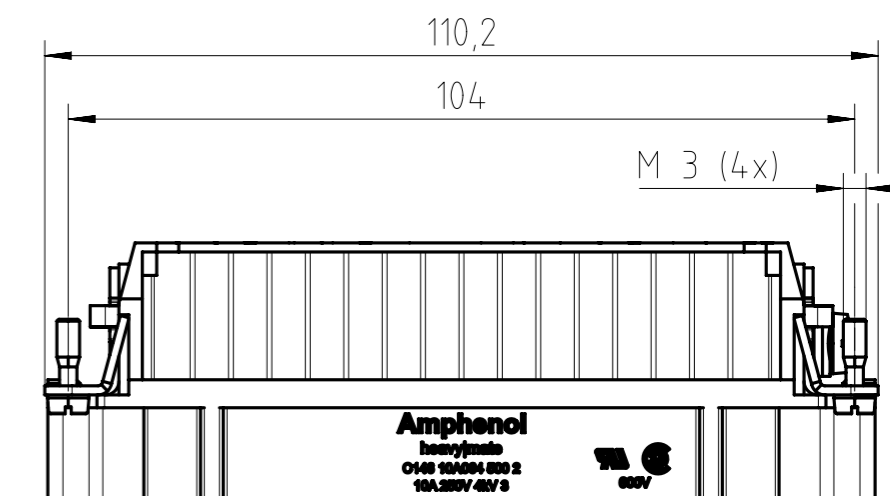
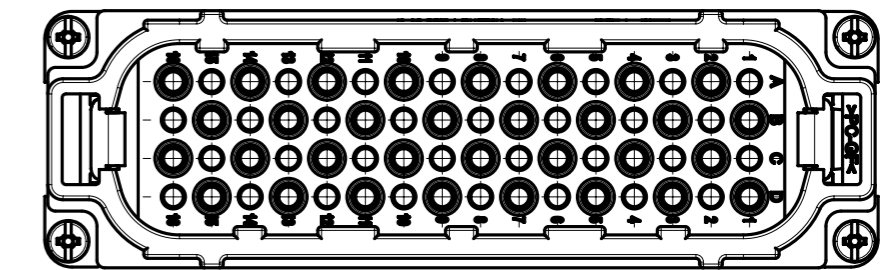
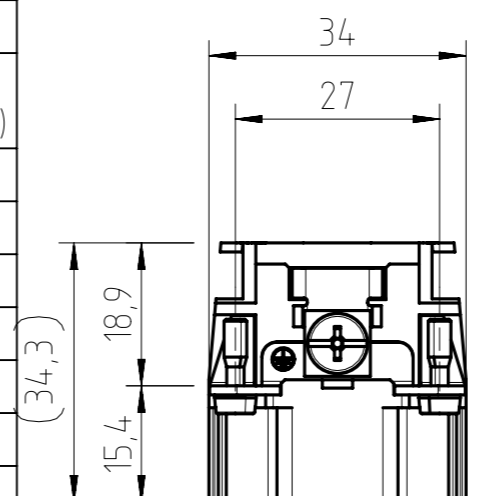


Copying of this document and giving it to others and the use or communication of the contents thereof, are forbidden without express authority. Offenders are liable to the payment of damages. All rights are reserved in the event of the grant of a patent or the registration of the utility model or design.

Weitergabe sowie Vervielfältigung dieser Unterlage, Verwertung und Mitteilung ihres Inhalts nicht gestattet, soweit nicht ausdrücklich zugestanden. Zuwiderhandlungen verpflichten zu Schadenersatz. Alle Rechte für den Fall der Patenterteilung oder Gebrauchsmuster-Eintragung vorbehalten.

General Characteristics	Standard	Value
number of contacts		64 + PE
contacts termination technique		crimp
contacts type		machined contacts
contacts wire gauge		0,14 mm ² - 2,5 mm ² AWG 26 - AWG 14
contacts max. cable diameter		3,7 mm
PE contacts termination technique		screw
PE contacts wire gauge (wire end sleeve recommended)		max. 6 mm ² (10 - 16 mm ² with cable lug)
PE contacts torque		1,8 Nm
4xM3 assembly bolts torque		1,2 - 1,8 Nm
protection class	IEC 60529	IP00 (unmated) IP20 (mated)
approvals	UL 1977 CSA C22.2	ECBT2E63093 048932_0_000
Electrical Characteristics	Standard	Value
rated voltage	IEC 60664-1	250V (UL/CSA: 600V)
pollution degree	IEC 60664-1	3
rated impulse withstand voltage	IEC 60664-1	4 kV
rated current T _{amb} = 40 °C		10 A
current carrying capacity	IEC 60512-5-2	see derating curve
contact resistance	IEC 60512-2-1	≤ 5 mΩ
insulation resistance	IEC 60512-3-1	≥ 10 ¹⁰ Ω
Climatical Characteristics	Standard	Value
operating temperature	IEC 60068-1	-40 - +125°C
Mechanical Characteristics	Standard	Value
mechanical operation	IEC 60512-9-1	≥500 mating cycles
mating/unmating force (in new condition, only PE contacts)	IEC 60512-13-2	≥80 N
Materials	Standard	Value
insert material		PC-GF
insert flammability	UL 94 EN 45545	V-0 HL3 acc. to R22/R23
insert color		grey
PE contacts material		CuZn (brass)



Alle technischen Daten wurden unter Laborbedingungen ermittelt und können im Praxisbetrieb abweichen. Es handelt sich bei den Angaben weder um Beschaffenheits- noch um Haltbarkeitsgarantien.
All technical data have been measured in a laboratory environment and can be different during practical usage of the product. Any product information is for descriptive usage only and not legally binding, particularly the information does not constitute or provide any legal guarantees ("Beschaffenheitsgarantie" or "Haltbarkeitsgarantie").

Gewicht (errechnet) / Calc WT: 64,9 g	Zul. Abw./Tolerances:	Maßstab / Scale: 1:1 (1:2)	A3	
Prüfmaß / Testdimension	ISO 2768-m	CUSTOMER DRAWING		
Teileindex / Partindexnumber:	DIN / ISO 13715	Stifteinsatz 64-Pol + PE		
Bagatelle change:	Gez. 13.12.2013	pin insert 64 pole + PE		
	Drawn jhoennige	M C146 10A064 500 2		
	Status Released	Blatt / Sheet 1		
	Gepr. 21.02.2022	2 Bl.		
	Checked MBERTSCH	Ers. f. / Replacement for:		
04 202000475 29.03.2021 PWÖLF	Amphenol Tuchel Industrial GmbH		Index	
03 201500909 25.02.2016 MTOLK			Name	
Index	Änderung / Description	Datum / Date	Name	

PE contacts plating		Ni (nickel)
---------------------	--	-------------